


Pronouns

Guided Practice Ideas Continued

Draw a picture of a boy, a girl, a robot, and a picture of all three together. Below them write in the appropriate pronouns. The pictures don't need to be fancy.



he
him
his

she
her
hers

it
its

they
them
their
theirs

Draw your best picture of yourself, and the student, or students, and list I, me, my, mine, you, your, yours. Put the pictures together and list us, we, our, ours.


Ask: "If I say, "He," am I talking about a boy, a girl, a robot, or a group?"
"If I say, "She, am I talking about a boy, a girl, a robot, or a group?"
"What about it?" etc. Continue until no longer necessary.

* * * * *


Possessive Pronoun Activity

Draw these pictures on several slips of paper. Draw a ball, or something similarly easy to draw, and ask, "Whose ball is this?"

(his ball)




(their

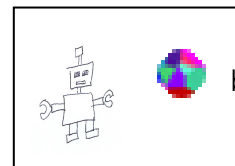


ball)

(your ball)



(its



ball)

Draw more pictures. Go through the stack of pictures, requiring student to label them correctly. Require that each one is labeled correctly.

Write names if you don't want to draw pictures. For example:

(his ball)



(your ball)

