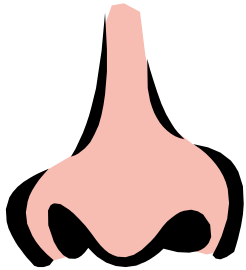
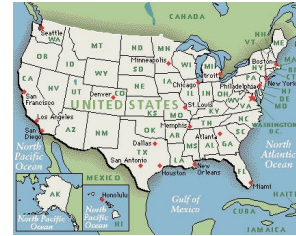


Early Elementary Vocab - Front





Cherry Chocolate Chip Cookies

Recipe By:
Serving Size : 30 Preparation Time: 0:00

Categories : [Mix](#) [Chocolate](#)
[Cookie](#)

Amount	Measurement	Ingredient	Preparation Method
2 1/2	cups	Basic cookie mix	
1/4	cup	Sour cream	
1/4	cup	Maraschino cherries*	
1	cup	Semi-sweet chocolate chips**	
1	cup	Nuts	chopped
30		Maraschino halves***	

*Well drained, and finely chopped. **Hershey's. ***Well drained Stir together cookie mix, sour cream, cherries, and chocolate chips in a large bowl. Shape into 1-inch balls; roll in nuts. Place on a greased cookie sheet. Garnish each with a cherry half. Bake at 375 F. for 8 to 10 minutes. Remove from cookie sheet, cool on a wire rack. Yield: Approximately 2-1/2 dozen



Early Elementary - Back

(Read): Which picture shows an **author**?



Early Elementary
vocabulary - author

(Read): Show me the picture of a **recipe**.

Cherry Chocolate Chip Cookies

Recipe By :
Serving Size : 30 Preparation Time: 0:00

Categories : [Mix](#) [Chocolate](#)
[Cookie](#)

Amount	Measurement	Ingredient	Preparation Method
2 1/2	cups	Basic cookie mix	
1/4	cup	Sour cream	
1/4	cup	Maraschino cherries*	
1	cup	Semi-sweet chocolate chips**	
1	cup	Nuts	chopped
30		Maraschino halves***	

*Well drained, and finely chopped. **Hershey's. ***Well drained Stir together cookie mix, sour cream, cherries, and chocolate chips in a large bowl. Shape into 1-inch balls; roll in nuts. Place on a greased cookie sheet. Garnish each with a cherry half. Bake at 375 F. for 8 to 10 minutes. Remove from cookie sheet, cool on a wire rack. Yield: Approximately 2-1/2 dozen

Early Elementary
vocabulary - recipe

(Read): Which picture shows a **country**?



Early Elementary
vocabulary - country