


Idioms

Guided Practice Ideas Continued

Explain why these pictures are funny. Think about 1) What the words themselves are, and 2) what the words together (the phrase) means. Create your own pictures. Encourage students to create their own. Try to figure out the idioms by only looking at the pictures.




beat around the bush



playing with fire




wrapped up in



skating on thin ice



hand me down




out of shape



keep an eye on your sister



blow off steam



butterflies in your stomach

Other picture possibilities:

Less Common: hang in there, rub it in, hold on, all the time, make it up, etc.

Later Developing: by the book, do the trick, put on your thinking cap, etc.

Advanced: get off the ground, roll out the red carpet, have a soft spot, etc.